




The Right Safety Choices


to Protect Your Family Top to Bottom


Make it easy on yourself to ensure your family is safe from fire and carbon monoxide, no matter where you are in your home or cottage. Just consult the legend and illustration below!


 **Ionization Smoke Alarms**
Install on every level and outside/inside bedrooms if you sleep with doors closed. Your best alarm choice for detecting fast-flaming fires.

 **Photoelectric Smoke Alarms**
Best near kitchen. Best at detecting slow, smoldering fires. Less nuisance alarms in kitchen areas.

 **Carbon Monoxide Alarm**
Install on every level and outside sleeping areas. Your only protection from this deadly colourless, odourless and tasteless gas. Digital readout model is your best choice to monitor air quality and be warned before major problems can occur.

 **Combination Smoke/CO Alarm with Voice Alert**
Good choice for hallways outside sleeping areas. Protects from both fire and CO dangers. Voice alarm shouts "Fire! Fire!" or "Warning – Carbon Monoxide!" Even warns you when batteries get low!

 **Safety Ladders (2 storey)**
One per bedroom located on upper floor(s). Your best choice to ensure there is a second escape route via a window if stairway is blocked by fire.

 **Fire Extinguishers**
Escape is always your first priority. But for small and contained fires, having an approved fire extinguisher within reach may allow you to put out flare-ups before they spread. Good choice for garage, kitchen and each level of your home...cars and boats too.

Fire services strongly recommend that both ionization and photoelectric smoke alarms be installed to help ensure maximum detection of the various types of fires that can occur within the home.

